



Specifications / Model		SB-76x5B-1S/2S	SB-90x5B-1S/2S	SB-110x5B-1S/2S	SB-127x6B-1S/2S	SB-168x5B-1S/2S
Mild Steel Capacity (mm) (CLR1.5D)		Ø76.2 x 2.5t	Ø88.9 x 2.1t	Ø110 x 2.8t	Ø127 x 4t	Ø168 x 6.8t x CLR2.0D
		Ø63.5 x 4.2t	Ø76.2 x 3.5t	Ø100 x 4.0t		
Stainless Steel Capacity (mm) (CLR1.5D)		Ø76.2 x 2.0t	Ø88.9 x 1.8t	Ø110 x 1.7t	Ø127 x 2.5t	Ø168 x 5.5t x CLR2.0D
				Ø100 x 2.8t		
Max. Bending Radius Difference (R1-R2) (mm)		80 (2S)	80 (2S)	100 (2S)	130 (2S)	190 (2S)
Max. Tube Length With Mandrel (mm)		4130	4130	5000	4000	5000
Max. Bending Angle		190°	190°	190°	190°	190°
Max. Draw Bending Radius (mm)		250	250	300	350	550
Accuracy	Bending	± 0.1°	± 0.1°	± 0.1°	± 0.1°	± 0.1°
	Rotation	± 0.1°	± 0.1°	± 0.1°	± 0.1°	± 0.1°
	Feeding (mm)	± 0.1	± 0.1	± 0.1	± 0.1	± 0.1
Dimension (mm) (L x W x H)		5500 x 2100 x 1650 (1S)	5500 x 2100 x 1650 (1S)	7300 x 2100 x 1850 (1S)	6800 x 2400 x 2000 (1S)	8500 x 2880 x 2000
		5500 x 2100 x 1720 (2S)	5500 x 2100 x 1720 (2S)	7300 x 2100 x 1850 (2S)	6800 x 2500 x 2000 (2S)	
Weight (Kg)		6600 / 7100 (1S / 2S)	7500 / 8000 (1S / 2S)	9600 / 10200 (1S / 2S)	13600 / 14100 (1S / 2S)	19000 / 19500 (1S / 2S)

* Due to continuous improvements and designs; the manufacturer reserves the right to modify or make any changes of all models without notice.
(a.) Can be extended by special order



www.soco.com.tw

SOCO MACHINERY CO., LTD.

NO.3, JINGKE E. RD., NANTUN DIST.,
TAICHUNG CITY 40852, TAIWAN
T : 886-4-23591888 F : 886-4-23592386
E : sales@soco.com.tw



141031/01E

Complete Solution for
Tube and Pipe

5B Series

CNC 5 Axis Tube Bender
Max. Capacity up to Ø168mm

CNC Proportional Servo Bending


5B Series

CNC Proportional Servo Bending 5 controlled axis with max. Ø168mm capacity


With models that extend up to Ø168mm capacity, the SOCO CNC 5B series tube bender brings the optimal tube bending power and accuracy solutions for the automotive, trucking, buses, boiler, ship building and other heavy industries.

5 servo electric / proportional servo controlled axis

- Feeding (Y)
- Rotation (B)
- Bending (C)
- Horizontal Movement (X1 and X2)
- Pressure Die Assist (V1) except 168 type



■ SB - 90 x 5B - 1S / 2S
CNC tube bender with capacity up to Ø88.9mm. Equipped with 5 individually programmable axis and 1 stack of tooling (2S/2 stacks of tooling)



■ SB - 127 x 5B - 1S / 2S
CNC tube bender with capacity up to Ø127mm. Equipped with 5 individually programmable axis and 1 stack of tooling (2S/2 stacks of tooling)

Machine Features:

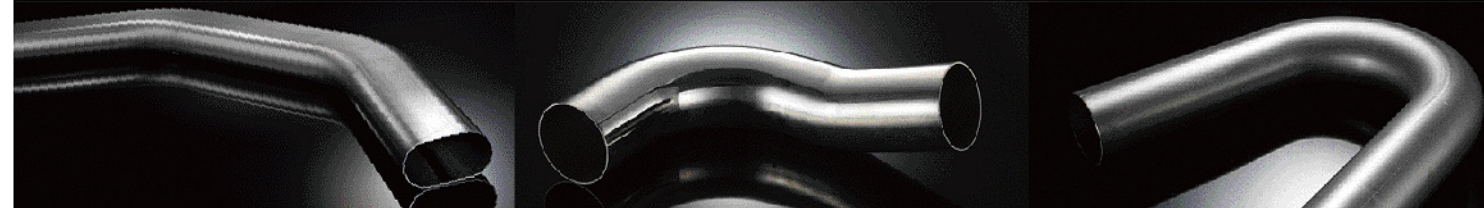
- 5 individually programmable axes
- Max. Ø168mm capacity
- Individually controllable pressure die assists for Each Bending Stack
- Programmable 2 speeds early mandrel extraction
- Each axis may be individually programmed during arm return mode
- SOCO proprietary control software with IPC & Touch Screen
- Built-in wiper die, pressure die and clamping die seats
- High accuracy and repeatability ($\pm 0.1\text{mm} / \pm 0.1^\circ$ for all axes)
- Ability for 1D Bending (*) and Roll Bending (**)
- Single and multi-stacks models
- Standard with Automatic Mandrel Lubrication System
- Centralized greasing and lubrication system for all sliding areas

Optional Equipment

- Digital Hydraulic Temperature control unit
- Connection to Local Area Network (LAN)
- SOCO bending simulation and collision detection software

(*) Depending on tube O.D. and elongation ratio

(**) May be added by request - 2SV models



Software and Operation Interface

SOCO bending range is available with an Industrial PC (IPC) + Touch Screen. Here are some of the features included:

Software Features :

- Automatic springback compensation
- Recapturing function for short lengths
- Data entry for both XYZ and YBC coordinates
- XYZ to YBC coordinates conversion
- YBC to XYZ coordinates conversion
- Arm return programming mode (Overmode)
- Arc Radius calculator for large radius bending
- Carriage Boost settings' page for 1D Bending
- Ability to use Positive and Gripper Mode Feeding in the same part
- File management for parts and tooling
- Data storage of files (2 million files , 50 bends per file) (*)
- 3D display and rotation of parts
- Mirroring and image reversal of parts
- Ability to edit files while Bending
- Windows platform
- Self diagnostics + Error messages display
- Connection and Auto compensation to CMM systems (**)
- Simultaneous opening of files (4 files at one time)

- Programmable mandrel extraction and mandrel lubrication
- Individually programmable axes
- Multiple built-in action and bending sequences
- Built-in internet connection for Remote troubleshooting

Options

- Bending interference and collision simulator (***)
- Report system for Production Management

(*) May be extended upon request

(**) On most CMM, non-contact probe measuring systems

(***) On selected CNC tube bender models

* Due to continuous improvements and designs; the manufacturer reserves the right to modify or make any changes of all models without notice.

